

ELECTRIC BASS

RBX170

SERVICE MANUAL



WARNING : CHEMICAL CONTENT NOTICE!

The solder used in the production of this product contains LEAD. In addition, other electrical/ electronic and/or plastic (Where applicable) components may also contain traces of chemicals found by the California Health and Welfare Agency (and possibly other entities) to cause cancer and/or birth defects or other reproductive harm.

DO NOT PLACE SOLDER, ELECTRICAL/ELECTRONIC OR PLASTIC COMPONENTS IN YOUR MOUTH FOR ANY REASON WHAT SO EVER!

Avoid prolonged, unprotected contact between solder and your skin! When soldering, do not inhale solder fumes or expose eyes to solder/flux vapor!

If you come in contact with solder or components located inside the enclosure of this product, wash your hands before handling food.

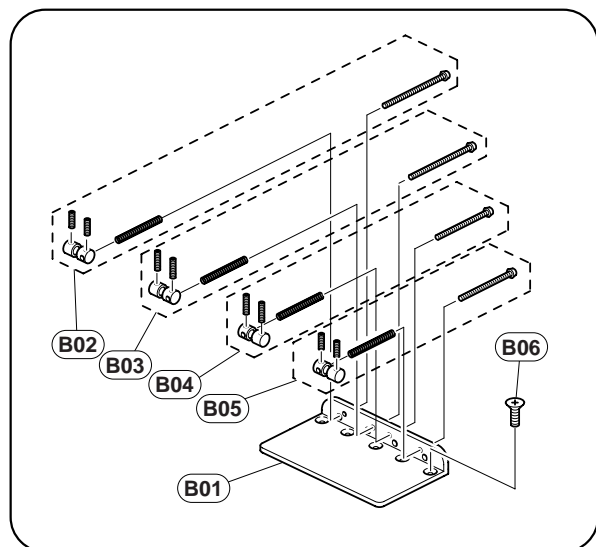
CONTENTS

OVERALL ASSEMBLY	2
CIRCUIT DIAGRAM	4
WIRING	4
SPECIFICATIONS	4

This document is printed on chlorine free (ECF) paper with soy ink.

OVERALL ASSEMBLY

E17 Bridge Assembly: Fender Type 1214B (QC509200)



A01a

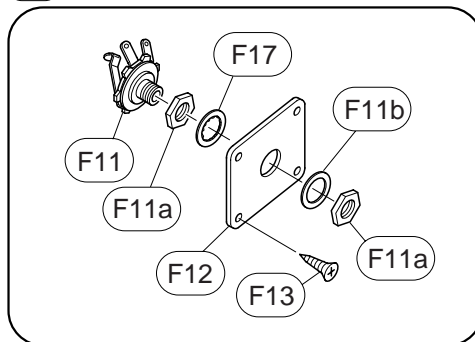
A seal is attached on the rear of the neck.

RBX 170

E01 E01a E01b

E02 E02a E02b

F11 Jack Installation



E10

E05

E07

E20

A01

E23

E23a

D01

E11 E12

G01 G04

G03

G06 G09

G08

E17

E23

E23a

E08 E09

E29 E31

E27 F01a

FRONT VOLUME: 15A 250KΩ

F01

E27 F01a

REAR VOLUME: 15A 250KΩ

F11

F11a

F11b

F17

F12

F13

E27 F01b F01c

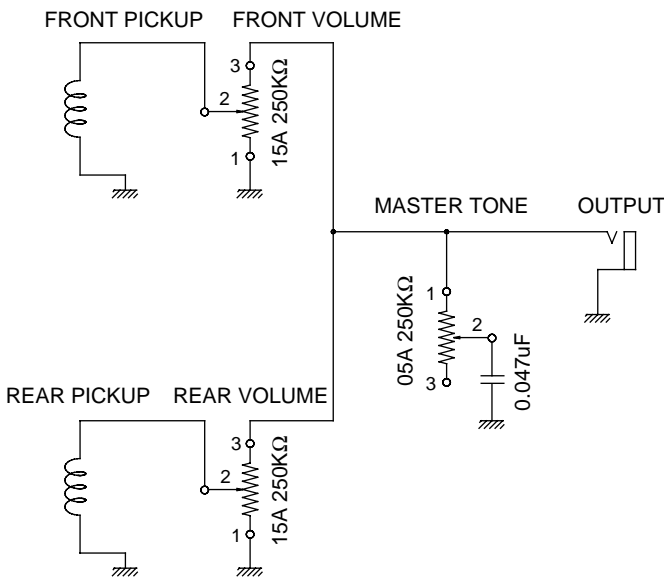
MASTER TONE: 05A 250KΩ

REF NO.	PART NO.	DESCRIPTION		REMARKS	QTY	RANK
* A01	AAX34260	OVERALL ASSEMBLY		RBX170		
A01a	--	Neck Assembly		NS		
		Seal		(QC68840)		
D01	--	Body				
E01	QC509000	Tuning Machine Assembly	JB-1200 (Chrome)	Right	2	09
E01a	--	Bushing			2	
E01b	--	Screw	1.8X10 (Chrome)		8	
* E02	QC710500	Tuning Machine Assembly	JB-1200L (Chrome)	Left	2	
E02a	--	Bushing			2	
E02b	--	Screw	1.8X10 (Chrome)		8	
E05	AA820810	String Guide	Bar-type (Chrome)			04
E07	EA620070	Round Head Wood Screw	2.7X20 FCM33G	Chrome	2	01
E08	CB821460	Rod Cover	Black			03
E09	03706220	Oval Head Wood Screw	2.1X10 FCM3BL	Black		01
E10	CB821090	Nut	Urea 40mm (Ivory)			07
E11	QC493800	Neck Plate	Square 2022JP	Chrome		05
E12	EN240060	Oval Head Tapping Screw	4.0X45 FNM33G	Nickel	4	01
E17	QC509200	Bridge Assembly	Fender Type (1214B)	Chrome		07
E20	--	Strings	H4030	1set (QC35100)		
E23	QC494000	Strap Button	ST-type (Chrome)		2	01
E23a	EN230140	Oval Head Tapping Screw	3.0X25 FNM33G	Nickel	2	04
E27	QA211100	Control Knob	Black	FRONT/REAR VOLUME,M.TONE	3	06
E29	QC487500	Back Cover	Electrical (Black)			02
E31	EB620020	Oval Head Wood Screw	2.7X13 FCM3BL	Black	4	03
F01	--	Electrical Unit		(QC18570)		
F01a	HS120090	Variable Resistor	15A 250K ohm	FRONT VOLUME,REAR VOLUME	2	03
F01b	HS120100	Variable Resistor	05A 250K ohm	MASTER TONE		03
F01c	UA114470	Mylar Capacitor	0.047uF 50V J			01
F11	QC509300	Jack	MONO			03
F11a	--	Hexagonal Nut			2	
F11b	--	Flat Washer				
F12	QC506300	Jack Panel	Black			02
F13	EB620020	Oval Head Wood Screw	2.7X13 FCM3BL	Black	4	03
F17	ET800180	Toothed Lock Washer	9S FNM33G (Nickel)			01
G01	QC509400	Pickup Assembly	S/C (Split) PB-AF	FRONT		08
G03	VJ388800	Pan Head Tapping Screw	2.6X35 FCM3BL	Black	4	02
G04	CB817760	Pickup Cushion			2	01
G06	QC509500	Pickup Assembly	S/C JB-R	REAR		07
G08	VJ388800	Pan Head Tapping Screw	2.6X35 FCM3BL	Black	4	02
G09	CB815450	Pickup Cushion				02
H01	QC354000	Accessory Unit	G-1	1set		07
	QA262600	Cord	D			05
	--	Wrench	#1.5			
	--	Wrench	#5			
B01	QC509200	Bridge Assembly	Fender Type (1214B)	Chrome		07
B02	AAX08590	Bridge Base	Chrome			
B03	AAX08600	Bridge Piece Assembly	Chrome	1 String		
B03	AAX08610	Bridge Piece Assembly	Chrome	2 String		
B04	AAX08620	Bridge Piece Assembly	Chrome	3 String		
B05	AAX08630	Bridge Piece Assembly	Chrome	4 String		
B06	EN230140	Oval Head Tapping Screw	3.0X25 FNM33G	Nickel	5	04

*: New Parts

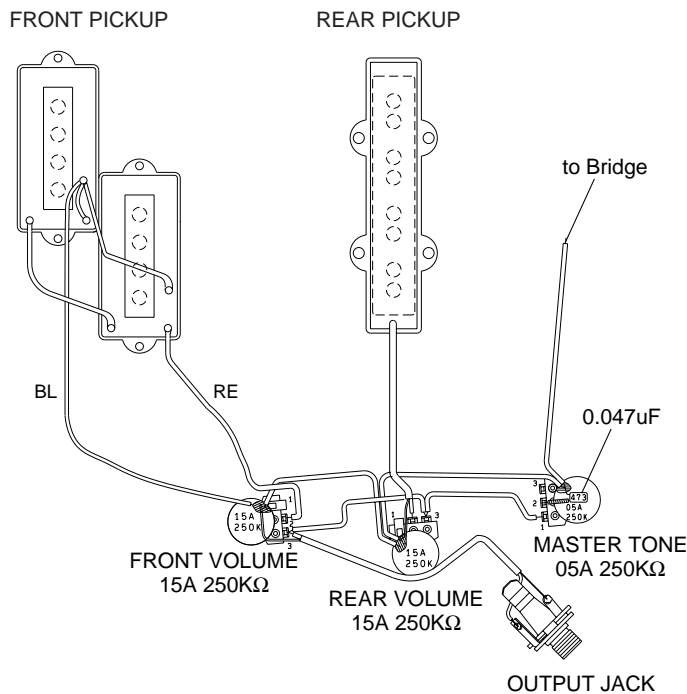
RANK: Japan only

CIRCUIT DIAGRAM



BPPJ-03

WIRING



SPECIFICATIONS

STANDARD SPECIFICATIONS

Scale Length 863.6mm
Body-Neck Construction Bolt On
Length 1135.0mm
Width 327.0mm
Net Weight 3.15kg

COLOR

Body
BL Black
RM Red Metallic
DBM Dark Blue Metallic

Neck
NS Natural Satin

BODY

Material Agatis
Body Depth 41mm

FINGERBOARD

Material Sonokeling
Fingerboard Width 0-F 40.0mm, 12-F 56.4mm
No. of Frets 24

NECK

Material Maple
Neck Thickness 1-F 21.0mm, 12-F 24.4mm

PARTS

Hardware Chrome Plated
Nut Urea
Bridge Fender Type: 1214B (Chrome)
Strings H4030

CONTROLS

Volume 15A 250KΩ x 2
Tone 05A 250KΩ x 1

PICKUPS

Front Single Coil Split Type
Rear Single Coil
Magnet
Front/Rear Ceramic